



# Roads Network Infrastructure Report Card

## INFRASTRUCTURE PURPOSE

The Town's local and collector roads transport people and goods quickly and safely to where they need to go. Roads are maintained to ensure safe and smooth transportation.



**REPLACEMENT COST:**  
\$392 Million



**AVERAGE NETWORK CONDITION**

**GOOD**

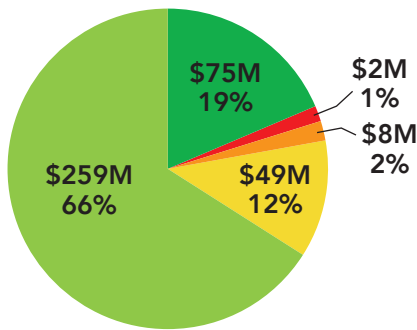


**INVENTORY**

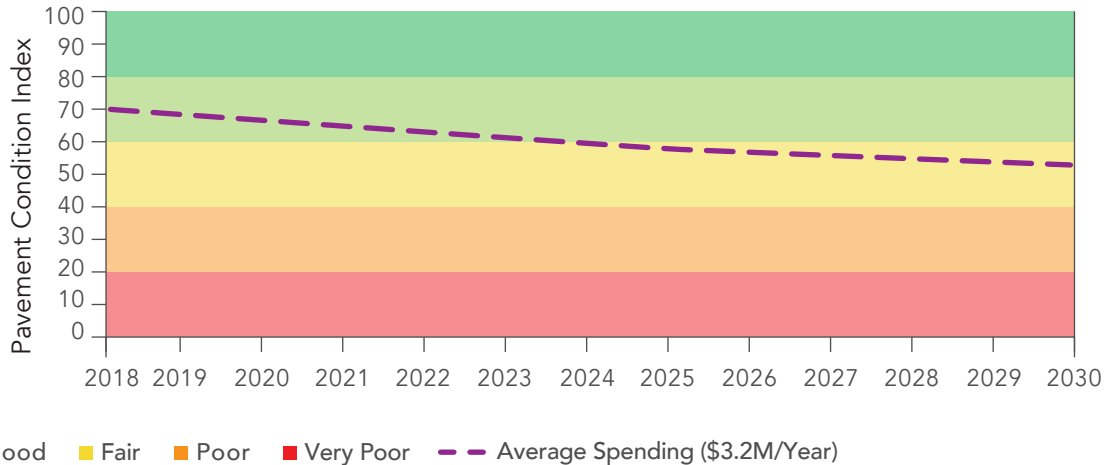
Local Roads: 182 centerline km  
Collector Roads: 67 centerline km

## DETAILS:

### Current Condition & Replacement Cost

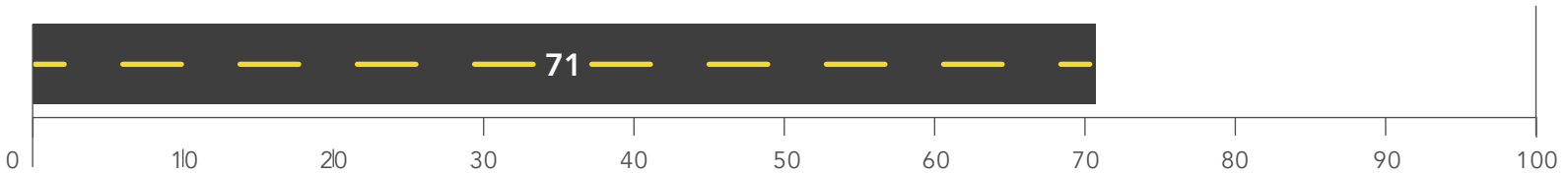


### Road Condition Level Service Trends



The road network average is forecasted using roads software that produces funding scenarios. The condition is forecasted from data that was collected in 2018.

### Average Road Pavement Condition (out of 100)



Road condition is collected by contracted services. Staff are working to convert condition observations into a life expectancy forecast

## CURRENT CAPITAL SPENDING

<b>CAPITAL REINVESTMENT (5 YEAR AVERAGE)</b>	\$3.28M
<b>REINVESTMENT RATIO * (5 YEAR AVERAGE)</b>	0.84%

## DATA CONFIDENCE RATING

### Confidence Rating

Please refer to 'Confidence Rating' in the report for more information.

- A** Verified Condition and Analytical Techniques
- B** Observed Condition
- C** Age Only
- D** Historical Knowledge
- F** Assumptions

\* Reinvestment Ratio: A financial measure indicating the Towns reinvestment into existing assets via the capital program. The Canada Infrastructure Report Card recommends a minimum annual reinvestment ratio of 1%